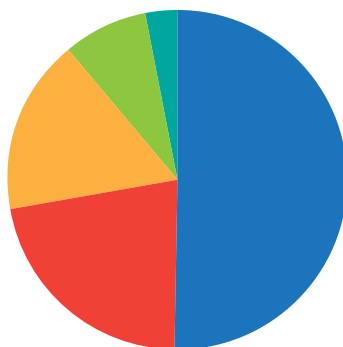


# The United Church of Canada Foundation 2013

Thanks to the generosity of United Church members, the Foundation made gifts of nearly \$3.3 million in 2013 to congregations, for Mission and Service, and for other areas of the work of the church. Imagine all the good work those donations help complete! The gifts did everything from funding the operations of members' congregations, to supporting the Mission and Service of their congregations and the wider church, to assisting food banks and other local outreach programs. Amazing!

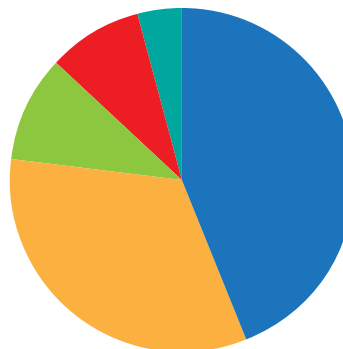
**Number of Grants by Recipient 2013**



- Congregations (51%)
- Generosity beyond the United Church (21%)
- M&S, GCO, Conferences, and presbyteries (17%)
- Outreach ministries, camps, and ecumenical partners (8%)
- Education centres and theological colleges (3%)



**Value of Grants by Recipient 2013**

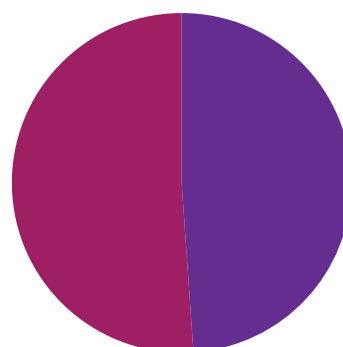


- Congregations (44%)
- M&S, GCO, Conferences, and presbyteries (33%)
- Outreach ministries, camps, and ecumenical partners (10%)
- Generosity beyond the United Church (9%)
- Education centres and theological colleges (4%)



Note: This chart excludes a one-time grant to The United Church of Canada of \$524,330 carried out during the transfer of the trusts and endowments to the Foundation. It relates to a rebalancing of previous grants made by the United Church.

**Value of Grants from Foundation Funds 2013**



- Short-Term Funds (49%)
  - Gifts of stocks and mutual funds
  - Individual and family funds
- Long-Term Funds (51%)
  - Endowment and trust funds
  - Seeds of Hope granting program
  - Grants to The United Church of Canada



## The United Church of Canada Foundation Board of Directors

Bob Burrows, Vancouver, BC  
 Jeff Crittenden, London, ON  
 Susan Gabriel, Oka, QC (member until Dec. 2013)  
 Peter Harder, Ottawa, ON  
 Paul Johnson, Hamilton, ON  
 Bill MacLachlan, Calgary, AB  
 Greg Morton, Fredericton, NB  
 Marion Pardy, St. John's, NL  
 Rob Richards, Toronto, ON  
 Cathy Rushton, Winnipeg, MB  
 Nora Sanders, Toronto, ON  
 Barbara Shourounis, Regina, SK  
 Bob Tabah, Sainte-Anne-des-Lacs, QC  
 Mark Wartman, Moose Jaw, SK

## Staff

David Armour, President  
 Sarah Charters, Donor and Investment Relations Manager



The United Church of Canada Foundation  
 Fondation de l'Église Unie du Canada

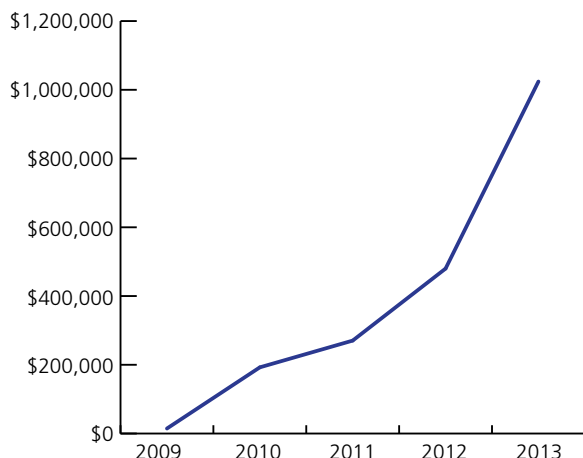
[www.unitedchurchfoundation.ca](http://www.unitedchurchfoundation.ca)  
[fdn@united-church.ca](mailto:fdn@united-church.ca)

416-231-7680 ext. 3410  
 1-866-340-8223

3250 Bloor St. West, Suite 300  
 Toronto, ON M8X 2Y4

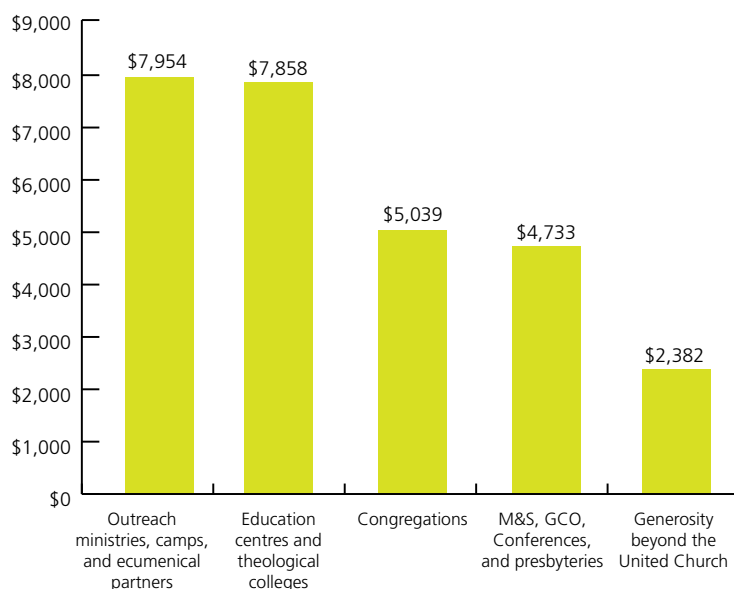
Charitable number  
 863109021 RR0001

**Grants to The United Church of Canada, 2009–2013**



This chart excludes an extraordinary one-time bequest of \$722,000 the Foundation facilitated for the Mission and Service Fund in 2011.

**Average Grant Amount by Recipient, 2013**



The Churches' Council on Theological Education decided to close its doors in 2013. To ensure its good work continued, the council granted funds to support ecumenical theological education initiatives. The United Church of Canada was one recipient of the funds, which will be managed and maintained

by the Foundation to ensure quality education for ministry is available now and far into the future.

Other organizations and congregations have chosen to continue their work in similar ways through the Foundation. Some have forwarded the

proceeds of property sales to the Foundation's M&S Endowment Fund, while others have set up endowment funds to continue a legacy of supporting chaplaincies or other local work. In every case, their decisions have been faith-filled ways to ensure the continuation of faithful work that is important to them.

# The United Church of Canada Foundation Fondation de l'Église Unie du Canada

## Statement of Financial Position as at December 31, 2013

	General				December 31, 2013	December 31, 2012
	Operating Funds	Undesignated Gift Funds	Gift Funds	Endowment Funds	Total	Total
<b>ASSETS</b>						
<i>Current</i>						
Cash	\$ 149,287	\$ -	\$ 933,733	\$ -	\$ 1,083,020	\$ 1,136,622
Accounts receivable	355,934	-	-	-	355,934	94,738
Prepaid expenses	3,516	-	-	-	3,516	2,846
Subtotal	508,737	-	933,733	-	1,442,470	1,234,206
Investments	294,809	-	188,248	49,188,822	49,671,879	13,604,473
Total assets	\$ 803,546	\$ -	\$ 1,121,981	\$ 49,188,822	\$ 51,114,349	\$ 14,838,679
<b>LIABILITIES AND FUND BALANCES</b>						
<i>Current</i>						
Accounts payable	\$ 151,050	\$ -	\$ 983,267	\$ 694,481	\$ 1,828,798	\$ 922,009
Deferred revenue	-	-	130,604	-	130,604	130,604
Subtotal	151,050	-	1,113,871	694,481	1,959,402	1,052,613
Fund balances	652,496	-	8,110	48,494,341	49,154,947	13,786,066
Total liabilities and fund balances	\$ 803,546	\$ -	\$ 1,121,981	\$ 49,188,822	\$ 51,114,349	\$ 14,838,679

The complete audited financial statements are available upon request.

Thanks to a grant from the Foundation's New Ministries Fund, EDGE Network is creating a property resource team that will offer support to congregations and presbyteries undergoing property decisions. This is an exciting response to a situation many congregations are facing. What a great expression of stewardship and thoughtful ministry!

## Statement of Operations and Change in Fund Balances

For the year ended December 31, 2013

	General		Gift	Endowment	December	December
	Operating	Undesignated	Funds	Funds	31, 2013	31, 2012
	Funds	Gift Funds			Total	Total
<b>REVENUES</b>						
Donations						
General	\$ -	\$ -	\$ -	\$ -	\$ -	\$ 65,538
Designated	-	-	1,673,161	1,687,279	3,360,440	10,173,983
Recovery from investment fees	202,682	-	-	-	202,682	54,248
Revenue from						
co-investment program	153,770	-	-	-	153,770	144,457
Investment income	4,104	-	616	1,130,885	1,135,605	297,237
	<b>360,556</b>	<b>-</b>	<b>1,673,777</b>	<b>2,818,164</b>	<b>4,852,497</b>	<b>10,735,463</b>
<b>EXPENSES</b>						
Grants	25,500	-	1,667,789	1,689,081	3,391,370	1,845,533
Fund development	3,049	-	-	-	3,049	4,248
Resource	23,674	-	-	-	23,674	535
Office	2,125	-	-	-	2,125	4,707
Investment fees						
Foundation	322,719	-	-	-	322,719	59,885
Co-investment program	4,416	-	-	-	4,416	9,369
Travel and meeting	19,872	-	-	-	19,872	16,187
Professional fees	78,588	-	-	-	78,588	16,706
Property and insurance	3,166	-	-	-	3,166	3,899
	<b>483,109</b>	<b>-</b>	<b>1,667,789</b>	<b>1,698,081</b>	<b>3,848,979</b>	<b>1,961,069</b>
Surplus (deficit) before the following	(122,553)	-	5,988	1,120,083	1,003,518	8,774,394
Change in fair value of investments	-	-	(5,988)	5,166,122	5,160,134	277,225
<b>SURPLUS (DEFICIT)</b>	<b>(122,553)</b>	<b>-</b>	<b>-</b>	<b>6,286,205</b>	<b>6,163,652</b>	<b>9,051,619</b>
<b>FUND BALANCES, BEGINNING OF YEAR</b>	<b>325,984</b>	<b>-</b>	<b>8,110</b>	<b>13,451,972</b>	<b>13,786,066</b>	<b>4,734,447</b>
Transfer from the United Church	-	-	-	29,205,229	29,205,229	-
Net inter-fund transfers	449,065	-	-	(449,065)	-	-
<b>FUND BALANCES, END OF YEAR</b>	<b>\$ 652,496</b>	<b>\$ -</b>	<b>\$ 8,110</b>	<b>\$48,494,341</b>	<b>\$ 49,154,947</b>	<b>\$13,786,066</b>

The complete audited financial statements are available upon request.